

Søren Bang

Editor and Project Manager

Danish Institute for Sports
Studies

Play the Game

The Danish Institute for
Non-formal Education



Photo: Rune Johansen

The Danish database on sports facilities

Facilitetsdatabasen.dk

9 October 2017

Facilitetsdatabasen - TESTVERSION

- idrætsanlæg i Danmark



Regioner/kommuner ▾ Facilitetstype ▾ Ejer-/driftsformer ▾

Søg på facilitetsnavn og adresseoplysninger 🔍

Idan og Lokale og Anlægsfondens facilitetsdatabase

TESTVERSION!

Velkommen til databasen over landets idrætsfaciliteter og idrætsanlæg, som udgives af Idrættens Analyseinstitut i samarbejde med Lokale og Anlægsfonden.

Du kan søge i de tilgængelige facilitetstyper ved at bruge fanerne eller søgefeltet over kortet. Samtidig har du mulighed for at se oplysninger om de valgte faciliteter og kommuner/regioner på kortet, i heatmaps eller som tabeller. Du kan finde flere tip i [brugervejledningen](#).


Desuden kan du læse mere [om databasen](#) og dens facilitetstyper. Databasen vil gradvist blive udvidet med flere facilitetskategorier.

Har du oplysninger om faciliteter og anlæg, der mangler eller bør rettes, er du meget velkommen til at [kontakte](#) os.

Kort Satellit

Google


Kortdata ©2017 GeoBasis-DE/BKG (©2009), Google Servicevilkår Rapporter en fejl på kortet



The concept of the Danish facility mapping

- The database on sports facilities is initiated by the public funded Danish Institute for Sports Studies (Idan) in co-operation with The Danish Foundation for Culture and Sports.
- The database will go online **12 October 2017** and provide all actors in the sports sector and the general public with an overview of the distribution of sports facilities.
- The database with so far 10,700 individual facilities from 15 categories is published on a dedicated website, including an interactive map.
- Basic, user-generated statistics on facilities.






OVERARCHING PRINCIPLES

- The facility must be dedicated to sports activities as its primary function
- The facility must be open to the public


CATEGORIES

- Athletics facilities
- Badminton facilities
- Curling arenas
- Fitness centres
- Football facilities (11 a side)
- Golf facilities
- Sports halls (>800 m²)
- Sports halls/gyms (300-799 m²)
- Small gyms (<300 m²)
- Riding ground facilities
- Ice skating arenas
- Swimming facilities
- Tennis venues (indoors)
- Tennis venues (outdoors)
- Shooting facilities
- **And more to come!**



DATA COLLECTION

1. Data are collected and validated centrally to secure consistency – many sources...
 2. Municipalities have validated and supplemented data
 3. Data has been crosschecked with information and data from sports associations and other actors.
- Data on the specific facilities include:
 - Name of the facility
 - Facility category
 - Contact information
 - Location (GIS location, municipality and region)
 - Information on ownership/operator
 - Number of courts/lanes if relevant



PRESENTATION OF THE DATA

Regioner/kommuner (98) Facilitetstypne Ejer-/driftsformer

Store idrætshaller (>800 m2)


Map-, heatmap-, and table viewing

Search and filtering across all viewing options

Few clicks to get the desired information including basic statistics

Metric	Value
Store idrætshaller (>800 m2)	1.622
Indbyggere pr. anlæg	3.544,2
Antal km2 pr. anlæg	26,5
Antal håndboldbaner i alt	1.590
Indbyggere pr. håndboldbane	3.615,5
Antal km2 pr. håndboldbane	27,0

Facility Name	Value
Albertslund	
Assens	



DATA EXPORT

Regioner/kommuner (1) v Facilitetstype v Ejer-/driftsformer v

Store idrætshaller (>800 m2) x

Søg på facilitetsnavn og adresseoplysninger

Nulstil søgning

Statistics and facility information

Download tabel


Kommune	Facilitetstype	Antal anlæg	Km2 pr. facilitet	Indb. pr. facilitet	Antal baner mv.	Km2 pr. bane mv.	Indb. pr. bane mv.
Brøndby	Store idrætshaller (>800 m2)	8	2,6	4,449,3	8	2,6	4,449,3

Søgte faciliteter i kommunerne

Brøndby v

Download Excel fil (Brøndby kommune)

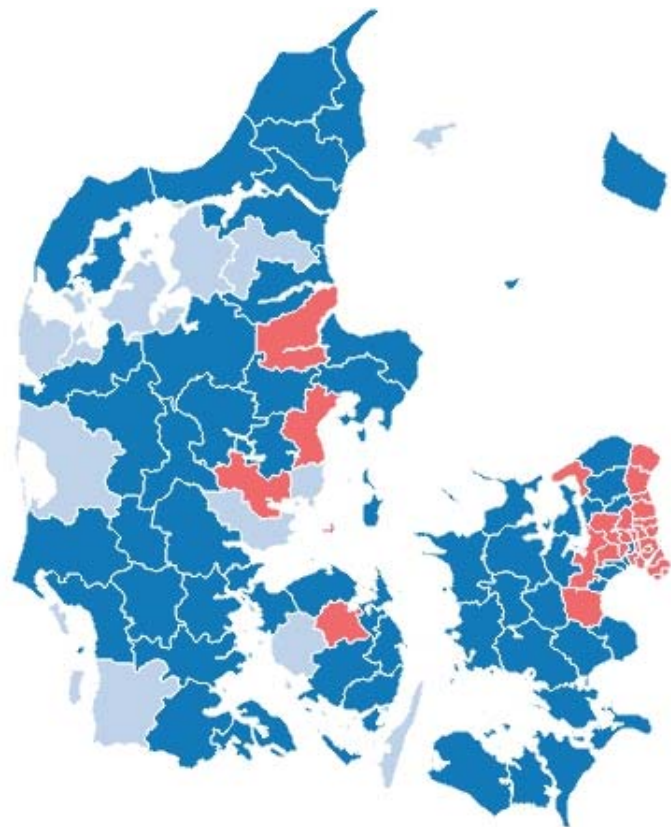
Navn	Specifik	Kommune	Region	Type	Adresse	Telefon	Email	URL	Baner mv.
Brøndby Hallen		Brøndby	Hovedstaden	Store idrætshaller (>800 m2)	Brøndby Stadion 10, 2605 Brøndby		info@brondbyhallen.dk	http://www.brondbyhall...	Håndboldbaner=1
Brøndbyøster Skole	Lindelundshallen	Brøndby	Hovedstaden	Store idrætshaller (>800 m2)	Bredager 160, 2605 Brøndby		brondbyosterskole@brondby.dk	http://brondbyosterskol...	Håndboldbaner=1
Schneeklothhallen		Brøndby	Hovedstaden	Store idrætshaller (>800 m2)	Brøndby Møllevej 4, 2605 Brøndby		kulturidraet@brondby.dk		Håndboldbaner=1
Stadion Hal 1		Brøndby	Hovedstaden	Store idrætshaller (>800 m2)	Brøndby Stadion 8, 2605 Brøndby		kulturidraet@brondby.dk		Håndboldbaner=1
Brøndby Strand	Søholthallen	Brøndby	Hovedstaden	Store	Dyringparken			http://brondbystrandsko...	Håndboldbaner=1




FACILITETSDATABASEN.DK

Getting a sharper picture of the distribution of sports facilities in Denmark.

- Data will be accessible for all – from citizens and media to local government to commercial actors.
- Inviting to further analysis.
- Everyone can contribute to the database helping updating the database and keeping it as precise as possible.



- Har mindre end 2000 indb. pr. stor Idrætshal
- Har ml. 2000-4000 indb. pr. stor idrætshal
- Har mere end 4000 indb. pr. stor idrætshal



FUTURE VERSIONS

- Ongoing maintenance
 - We continue checking data
 - Users can contribute
- Expansion
 - New facility categories – smaller football pitches and streetsport facilities
 - More pictures on facilities
 - Historical viewing
- Improvement
 - Layout (like PDF export)
 - Map showing and full screen
 - New filters/searches/viewings?

Lindevangsskolen

Idrætslokaler/sale (<300 m2)



Fotograf: Stoplite-Photo.com, Jimmy Frisk

Drengesal

Kontakt info ▾

P. G. Ramms Alle 26,
2000 Frederiksberg

✉ [Send email](#)


Indendørs facilitet

Ejerforhold: Kommunal

Driftsherre: Kommunal

Bemærkninger ▾


Ingen bemærkninger.



SOME PERSPECTIVES ON THE USE

1. Better overview on a national level: Organisations, researchers, national policy makers
2. Data may qualify the public policy making locally. Sports facilities are the most cost-heavy public investments in local sport.
3. More knowledge to other local actors: Clubs, citizens
4. Encourage new concepts and innovation – also in the private sector. Supporting there own solutions

Better development and use of facilities!



Editor
Søren Bang
soeren.bang@idan.dk

Thank you

ANY QUESTIONS?